














































Frosty 5K

Results

Pl.	Bib	Name	Nat.	Age	Club	Pace	ChipTime	GunTime
5K								
Female								
1.	30	Barth, Teagan		15	Barth		26:36	26:40
2.	8	Rice, Jessica		35			26:56	26:58
3.	9	Anderson, Amber		37			32:40	32:47
4.	23	Fairbanks, Claire		33			42:29	42:45
5.	1	Vitt, Ahna		32	Vitt		43:11	43:35
6.	41	Bitters, Nicole		42			50:24	50:34
7.	6	Farrell, Lillie		24			52:25	52:33
8.	5	Calise, Sarah-Ellen		24			52:25	52:33
9.	37	Mckenzie, Pearce		5	Bohnet/Pearce		53:44	53:48
10.	32	Kalee, Bohnet		16	Bohnet/Pearce		54:02	54:07
11.	34	Kylie, Bohnet		12	Bohnet/Pearce		54:03	54:09
12.	35	Shanna, Pearce		31	Bohnet/Pearce		54:04	54:09
13.	7	Mika, Virginia		52	Mika		56:43	56:47
14.	47	Moses, Maia		10	Moses		56:46	56:48
15.	46	Moses, Stacie		41	Moses		56:47	56:48
16.	43	Rutar, Clare		34			56:43	57:06
17.	40	Helland, Taylor		30			56:46	57:06
18.	48	Moses, Marlee		8	Moses		57:31	57:34
19.	26	Powers, Morgan		30	Powers		57:26	57:34
20.	49	Moses, Mattie		6	Moses		57:32	57:34
21.	52	Kelsi, Deschneau		32	Deschneau		57:27	57:38
22.	54	Joan, Dean		68	Deschneau		57:28	57:40
23.	53	Genevieve, Deschneau		0	Deschneau		57:30	57:41
24.	16	Legerski, Skya		21	Crockett		58:39	58:49
25.	13	Crockett, Brandi		51	Crockett		58:43	58:52
26.	42	Read, Dayle		60			59:19	59:26
Male								
1.	44	Holmed, Kris		37			21:17	21:19
2.	24	Bailly, Erik		40	Bailly		22:22	24:03
3.	10	Anderson, Lars		37			26:17	26:20
4.	38	Josiah, Pearce		9	Bohnet/Pearce		28:44	28:45
5.	33	Gavin, Bohnet		14	Bohnet/Pearce		29:14	29:15
6.	12	Anderson, Nathan		9			29:22	29:23
7.	29	Barth, Karl		57	Barth		29:38	29:43
8.	11	Anderson, Erik		7			32:09	32:09
9.	39	Isaac, Pearce		7	Bohnet/Pearce		32:27	32:27
10.	36	Abram, Pearce		33	Bohnet/Pearce		32:46	32:47
11.	27	Powers, Jaxen		8	Powers		32:43	32:47
12.	3	Vitt, Leroy		7	Vitt		43:30	43:36
13.	25	Vitt, Barrett		4	Vitt		49:22	49:26
14.	2	Vitt, Zack		35	Vitt		49:02	49:28
15.	55	Collins, Tim		56			56:43	56:47
16.	51	Steven, Deschneau		31	Deschneau		57:27	57:41
17.	15	Crockett, Cooper		22	Crockett		58:38	58:48
18.	14	Crockett, Connor		16	Crockett		58:46	58:54
19.	31	Hudson, Martin		69			59:18	59:24